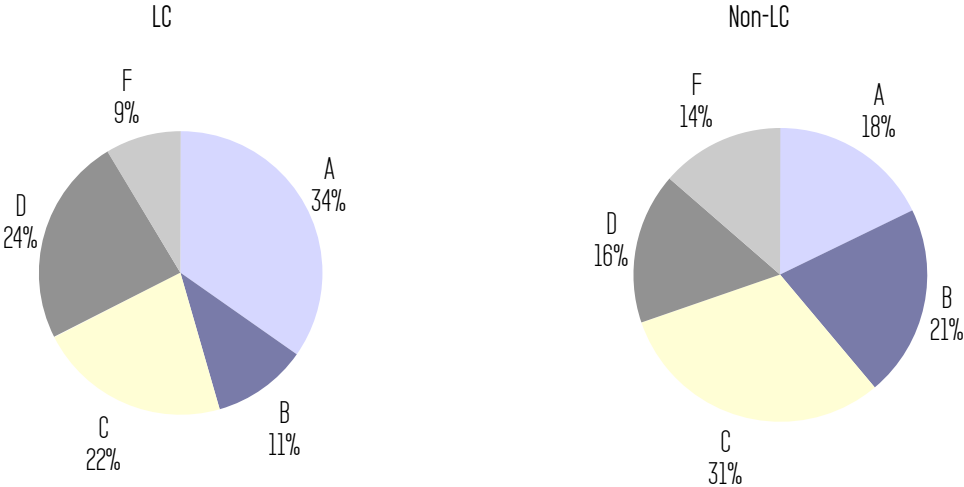


Success, GPA, Retention and Persistence Rates
 Fall 2002 - Learning Communities

Automotive Technologies

	#	GPA
LC Participants	18	2.4
Non-LC Participants	174	2.12

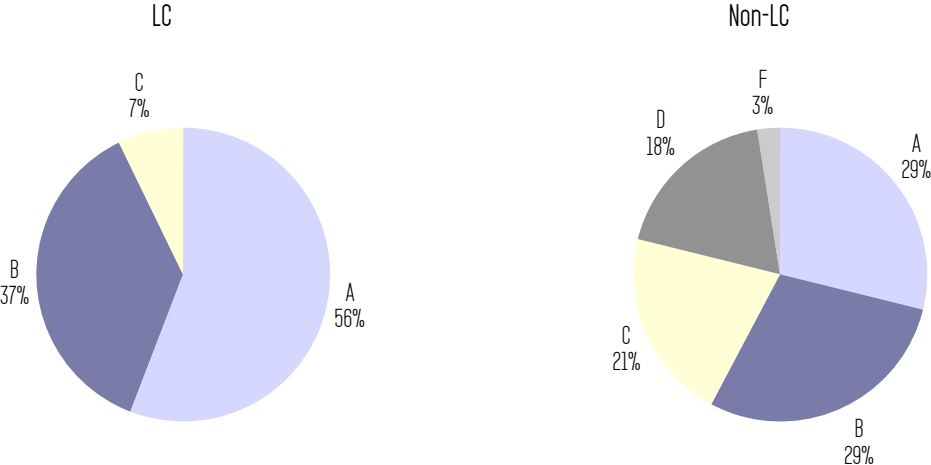
Grade Distribution



Automotive Collision

	#	GPA
LC Participants	25	3.49
Non-LC Participants	33	2.63

Grade Distribution

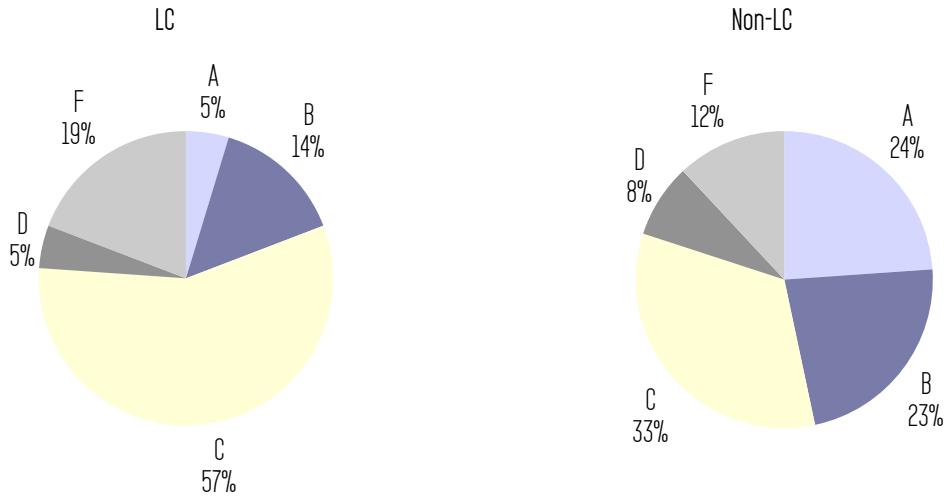


Success, GPA, Retention and Persistence Rates
Fall 2002 - Learning Communities

Culinary Arts

	#	GPA
LC Participants	10	1.77
Non-LC Participants	148	2.23

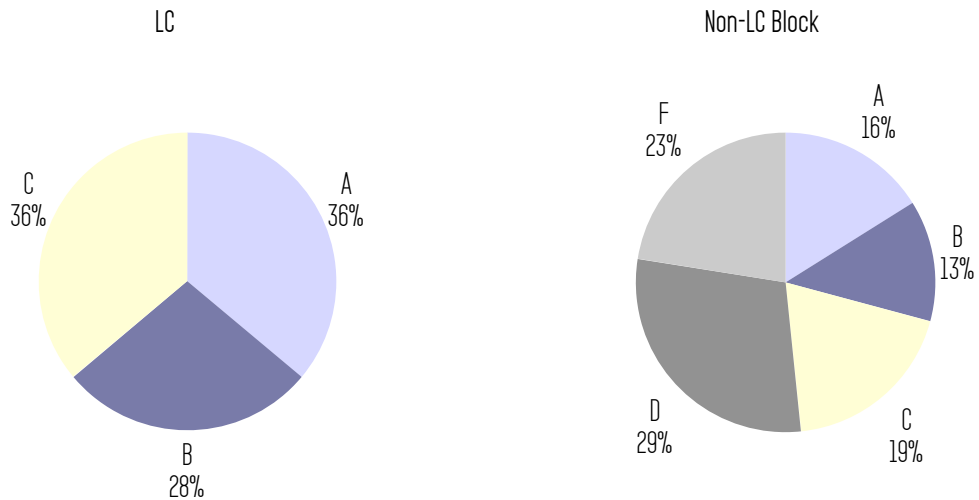
Grade Distribution



Electronic Technology

	#	GPA
LC Participants	12	3.08
Non-LC Participants	22	1.67

Grade Distribution



Success, GPA, Retention and Persistence Rates
Fall 2002 - Learning Communities

English 21 Successful Course Completion

LC Section 94%
Non-LC Sections 57%

English 46 Successful Course Completion

LC Section 94%
Non-LC Sections 60%

English 127 Successful Course Completion

LC Participants 100%
Non-LC Participants 100%

Speech 130 Successful Course Completion

LC Participants 85%
Non-LC Participants 100%

Speech 111 Successful Course Completion

LC Participants 100%
Non-LC Participants 83%

ESL 5C Successful Course Completion

LC Participants 83%
Non-LC Participants 100%

Fall LC Student Persistence - 127 out of 171 enrolled in Spring 03 (74%)