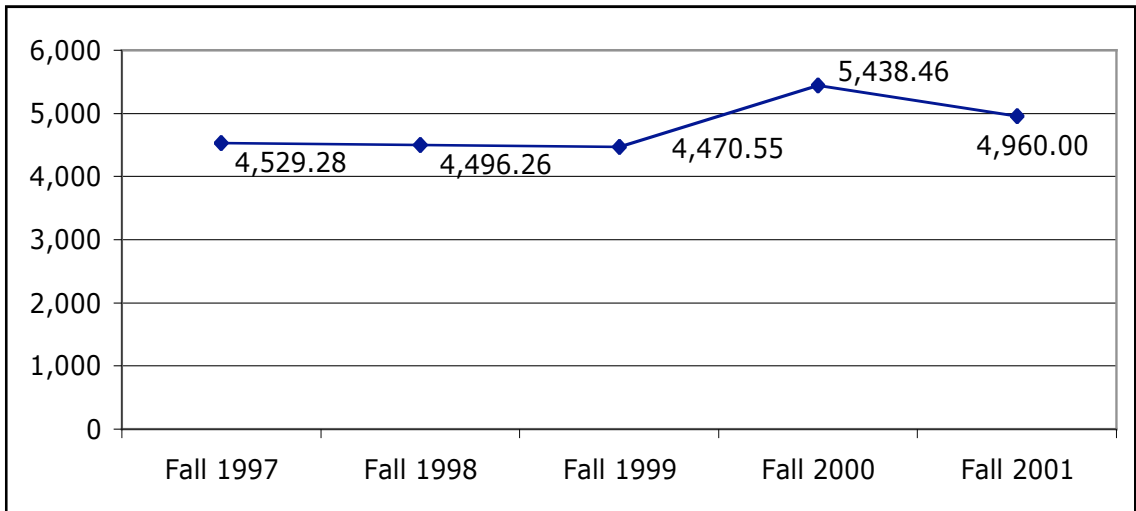
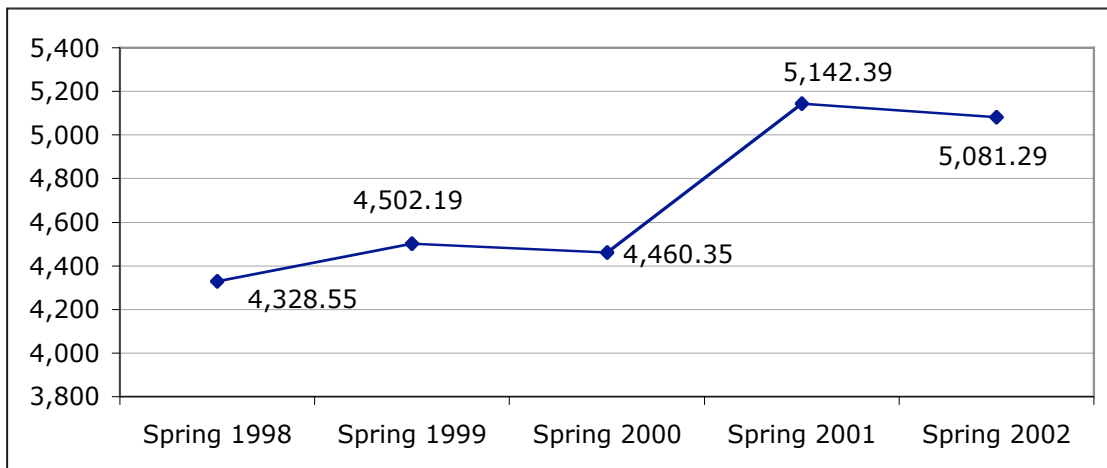
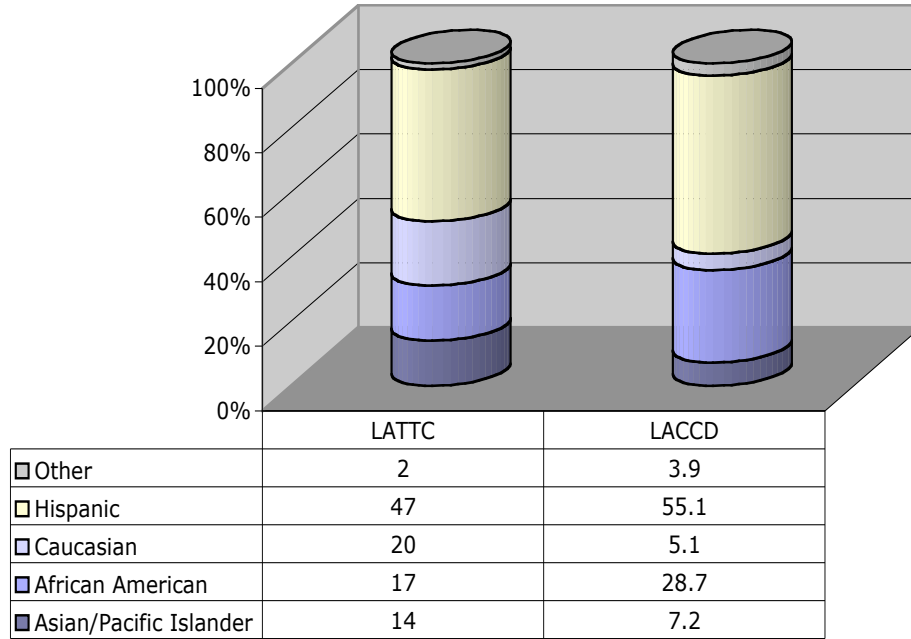
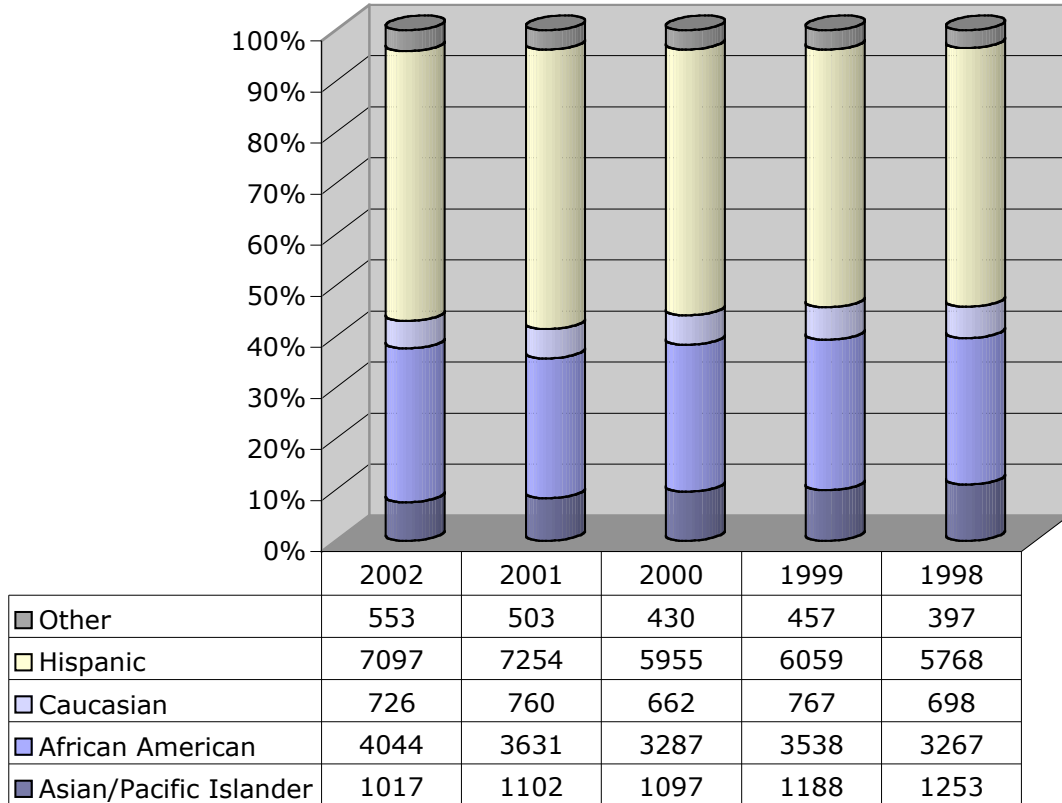


Fall FTES, 1997-2001**Spring FTES, 1998-2002**

LATTC & LACCD Ethnic Composition, Fall 2001



LATTC Ethnic Composition, Fall 1998-2002



Fall Enrollment Trends, 1997-2001

	Fall 1997		Fall 1998		Fall 1999		Fall 2000		Fall 2001	
	Enroll	Sections	Enroll	Sections	Enroll	Sections	Enroll	Sections	Enroll	Sections
Apprenticeship	304	12	475	36	550	38	588	37	540	35
Apprenticeship/Cooperative Education	194	25	252	27	344	28	434	26	373	29
Art Trades/Cosmetology/Fashion Center	3,678	214	3,327	192	3,104	203	2,976	197	2,975	186
Automotive and Manufacturing Technologies	1,908	138	1,865	121	1,621	122	1,258	111	1,382	111
Behavioral/Social Sciences	2,523	59	2,524	61	2,594	69	2,773	83	3,331	96
Business/Office Administration/Computer Info	3,638	132	3,361	114	3,230	117	3,118	128	2,991	115
Community Planning and Economic Devel	0	0	0	0	16	7	224	14	297	27
Construction Technologies	3,333	159	3,516	161	3,431	168	3,345	178	3,724	196
Cont Education/Comm Services/Evening Prog	23	2	222	23	525	33	1,146	33	2,423	42
Counseling	0	0	20	1	20	1	66	4	91	5
Culinary Arts/Professional Baking	560	28	541	29	561	30	575	30	579	32
Electronics Technology	426	21	548	22	579	22	717	33	750	36
Instructional Services	17	1	0	0	0	0	0	0	0	0
Labor Studies	494	16	765	22	729	26	726	23	859	22
Language Arts/Humanities	5,093	164	5,045	167	4,551	162	4,582	157	4,803	165
Learning Skills Center	351	19	1,536	37	2,581	70	3,092	83	3,287	65
Nursing/Health Occupations	721	40	876	44	892	52	813	46	836	53
PACE	534	32	1,044	30	980	30	703	31	532	27
Physical Education	2,405	76	2,012	69	2,128	78	11,516	311	3,468	117
Science/Mathematics	4,420	135	4,154	140	3,966	137	3,886	143	4,104	144
Total	30,622	1,273	32,083	1,296	32,402	1,393	42,538	1,668	37,345	1,503

Spring Enrollment Trends, 1998-2002

	Spring 1998		Spring 1999		Spring 2000		Spring 2001		Spring 2002	
	Enroll	Sections	Enroll	Sections	Enroll	Sections	Enroll	Sections	Enroll	Sections
Apprenticeship	160	11	494	37	531	39	644	40	650	37
Apprenticeship/Cooperative Education	240	28	415	29	454	32	378	26	355	28
Art Trades/Cosmetology/Fashion Center	3,349	195	3,224	201	3,146	212	3,034	200	2,656	167
Automotive and Manufacturing Technologies	1,900	136	1,850	134	1,392	116	1,227	109	1,407	112
Behavioral/Social Sciences	2,437	55	2,635	65	2,872	79	3,051	90	3,632	105
Business/Office Administration/Computer Info	3,008	105	3,286	106	3,245	124	2,878	121	2,887	111
Community Planning and Economic Devel	0	0	0	0	197	11	239	14	263	15
Construction Technologies	3,288	157	3,388	161	3,430	181	3,568	190	3,735	184
Cont Education/Comm Services/Evening Prog	247	21	528	42	1,024	46	4,290	39	2,783	47
Counseling	2	1	28	1	46	3	67	3	65	4
Culinary Arts/Professional Baking	527	26	657	29	642	30	633	28	699	30
Electronics Technology	522	22	569	25	501	24	786	38	555	36
Instructional Services	8	1	0	0	0	0	0	0	0	0
Labor Studies	770	20	1,094	27	733	20	555	20	826	24
Language Arts/Humanities	4,984	153	4,663	158	4,464	164	4,446	173	5,181	196
Learning Skills Center	376	13	2,158	62	2,773	81	3,184	72	3,081	62
Nursing/Health Occupations	1,067	43	838	43	770	44	799	45	874	48
PACE	1,018	27	1,003	35	797	28	708	32	800	36
Physical Education	1,849	62	2,000	75	1,926	81	7,697	226	1,933	77
Science/Mathematics	4,125	130	3,949	136	3,891	146	3,727	141	4,192	142
Total	29,877	1,206	32,779	1,366	32,834	1,461	41,911	1,607	36,574	1,461

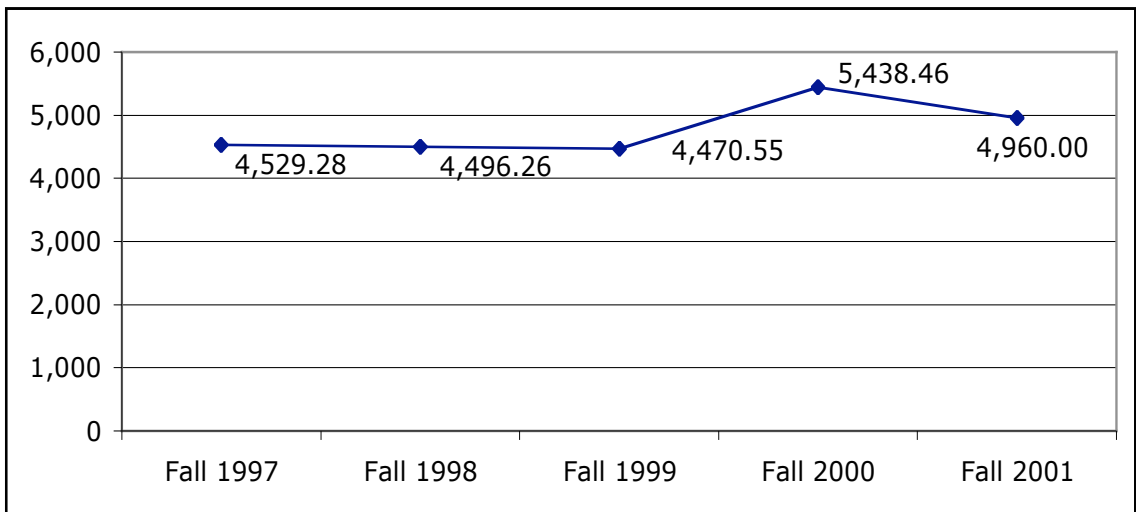
Fall FTES, 1997-2001

	Fall 1997	Fall 1998	Fall 1999	Fall 2000	Fall 2001
Apprenticeship	35.07	80.73	83.46	96.06	80.92
Apprenticeship/Cooperative Education	24.37	31.90	44.47	55.47	50.32
Art Trades/Cosmetology/Fashion Center	776.42	717.77	680.34	617.53	654.83
Automotive and Manufacturing Technologies	432.49	394.16	346.78	281.04	288.93
Behavioral/Social Sciences	252.16	251.37	260.36	280.50	358.40
Business/Office Administration/Computer Info	419.11	409.93	406.29	388.95	387.17
Community Planning and Economic Develop	0.00	0.00	1.60	19.49	26.20
Construction Technologies	576.27	600.71	569.55	564.93	655.87
Cont Education/Comm Services/Evening Prog	0.47	7.52	17.87	151.86	133.28
Counseling	0.00	0.50	0.47	5.35	5.75
Culinary Arts/Professional Baking	189.49	177.71	177.87	183.26	205.92
Electronics Technology	118.47	142.47	141.03	156.73	170.33
Instructional Services	0.57	0.00	0.00	0.00	0.00
Labor Studies	22.72	32.10	47.13	38.52	38.18
Language Arts/Humanities	557.73	545.56	494.44	504.21	554.16
Learning Skills Center	41.83	32.10	47.13	38.52	38.18
Nursing/Health Occupations	148.03	156.16	136.84	128.13	135.96
PACE	53.33	73.76	76.61	66.90	47.26
Physical Education	245.94	206.70	218.55	1,181.14	389.59
Science/Mathematics	634.84	592.77	581.39	554.68	625.03
Total	4,529.28	4,496.26	4,470.55	5,438.46	4,960.00

Spring FTES, 1998-2002

	Spring 1998	Spring 1999	Spring 2000	Spring 2001	Spring 2002
Apprenticeship	20.00	77.03	78.84	99.35	105.66
Apprenticeship/Cooperative Education	29.73	49.63	58.57	48.23	48.38
Art Trades/Cosmetology/Fashion Center	726.98	684.53	695.36	651.61	627.37
Automotive and Manufacturing Technologies	424.85	388.33	304.92	264.54	321.96
Behavioral/Social Sciences	243.44	262.56	287.54	305.31	385.47
Business/Office Administration/Computer Info	366.15	405.42	387.47	353.25	371.50
Community Planning and Economic Devel	0.00	0.00	14.63	19.00	21.88
Construction Technologies	550.94	563.75	558.04	578.99	672.84
Cont Education/Comm Services/Evening Prog	5.26	18.48	78.73	257.36	252.11
Counseling	0.04	0.71	1.93	3.10	2.84
Culinary Arts/Professional Baking	178.96	189.64	188.69	200.53	258.36
Electronics Technology	139.60	148.40	122.54	168.93	130.94
Instructional Services	0.27	0.00	0.00	0.00	0.00
Labor Studies	37.75	54.41	45.14	33.18	38.97
Language Arts/Humanities	537.91	504.39	494.19	486.44	582.39
Learning Skills Center	35.57	54.41	45.14	33.18	38.97
Nursing/Health Occupations	160.80	139.62	128.17	129.61	152.56
PACE	95.43	108.35	77.43	72.30	85.75
Physical Education	182.57	197.79	197.16	749.25	218.40
Science/Mathematics	592.30	579.38	568.42	544.91	649.91
Total	328.56	4,502.19	4,460.35	5,142.39	5,081.29

Fall FTES, 1997-2001



Spring FTES, 1998-2002

